

Lesson 1

INTERNET

Computers have emerged as the most effective communication tool due to the advent of Internet. The Internet enables us to exchange ideas and share information with others. Communication is possible only with the help of computer network.

A computer network means two or more computers connected together with special cables or devices to share information.

WHAT IS INTERNET?

Millions of computers around the world are connected to each other to share information from the Internet. Internet stands for **International Network**. It has many features, but it is generally used as a means to communicate, use information tools and find endless amount of information from unlimited number of sources. It is like a huge library of information.

USES OF THE INTERNET

- ◆ It provides information / news on any topic.
- ◆ It allows us to send and receive messages (text, images, sound, videos) anytime and anywhere.
- ◆ We can have video as well as text chat with our friends using Internet (video telephony with the help of a computer, internet and web camera).
- ◆ Buy or sell new / old goods.
- ◆ Buy airline / railway / movie tickets.
- ◆ Perform banking operations.
- ◆ Check exam results.
- ◆ In short, we can say that the purpose of the Internet is:

'TO MAKE OUR LIVES EASIER AND BETTER'

BASIC REQUIREMENTS FOR AN INTERNET CONNECTION

To connect your computer with Internet, you need the following hardware and software:

- ◆ Modem
- ◆ An Internet Connection
- ◆ Telephone line
- ◆ Web Browser

Fact File



Tim Berners-Lee
Founder of the World Wide Web.

Let's Know More



Modem is a device that connects your computer with the telephone line. It changes the computer signals so that they can travel through the telephone lines and vice versa.

Let's Discuss

Applications of Internet and their importance.

INTERNET TERMS

WEB SITE

The information on the internet is contained in web sites and on web pages. As a book contains a number of pages, similarly a web site is a collection of many web pages linked together.

WEB PAGE

Information is put on the Internet in the form of digital pages called **Web pages**. These pages may contain text, graphics, video, audio and links to other pages.

HOME PAGE

Each web site has a main page, which contains links to other pages. When you visit any site, the first page that opens is called the **Home Page**.

WEB BROWSER

A web browser is a software application or program that allows you to access the entire information available on web. You can visit any website by entering its URL in the address bar. Browsers make it very easy to move from one web site to another. You can normally open your web browser from a shortcut on your desktop. Examples of some popular web browsers are Internet Explorer, Opera, Google Chrome, Mozilla Firefox, etc.



WORLD WIDE WEB (WWW)

The World Wide Web refers to a network of sites on the Internet, which contains information in the form of text, pictures, animation and videos. This information can be accessed by people all over the world.

URL

To visit your friend's place, you need to know his address. Similarly, to visit any website, you need to know its address. Each website is identified by its unique address which is known as Uniform Resource Locator (URL). The URL should be entered in the address bar of a web browser.

For example – www.cartoonnetwork.com and www.discoverychannel.com are the URLs of Cartoon Network and Discovery channel.

ISP

ISP stands for Internet Service Provider. An ISP is a company, which offers you to use Internet in exchange of monthly fee. It provides software, username and password to the user in order to connect to the Internet.



ADDRESS BAR

The Address bar appears at the top of every web browser. To visit a website, you need to put its address into the address bar.

To do this, place the cursor at the address bar and click the left mouse button. Type the address directly into the address bar. For example, type the address www.wikipedia.org into the address bar to open the website. If the address is already displayed on the address bar, click on it to highlight and start typing the address. The new address will start appearing. As you finish typing it, press the Enter key to visit the website.

The website of wikipedia is shown below:

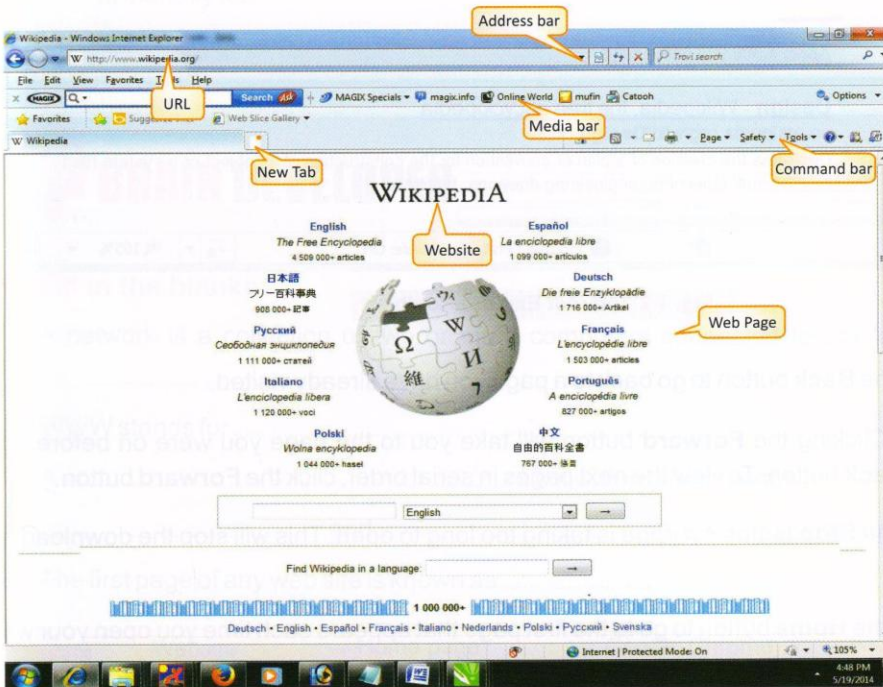


Fig. 1.1: Internet Explorer Window

USING A WEB BROWSER

Internet Explorer is one of the most popular and widely used web browsers developed by Microsoft. You can open it either by double-clicking on its icon on the Desktop or select the **Start > All Programs > Microsoft Internet Explorer**.

Fact File



Larry Page (R) and Sergey Brin (L)
Founders of Google.



Know the Fact

:)

Emoticons

Internet users invented emoticons (a combination of the terms **emotion** and **icons**)- a sequence of keyboard characters that symbolise facial expressions, e.g., :) look like a smiling face, when you look at it sideways.

Fact File



Internet Explorer 11 (IE11) is the latest version of Internet Explorer, a web browser, by Microsoft. It was officially released on 2013.

You will get the following toolbar:

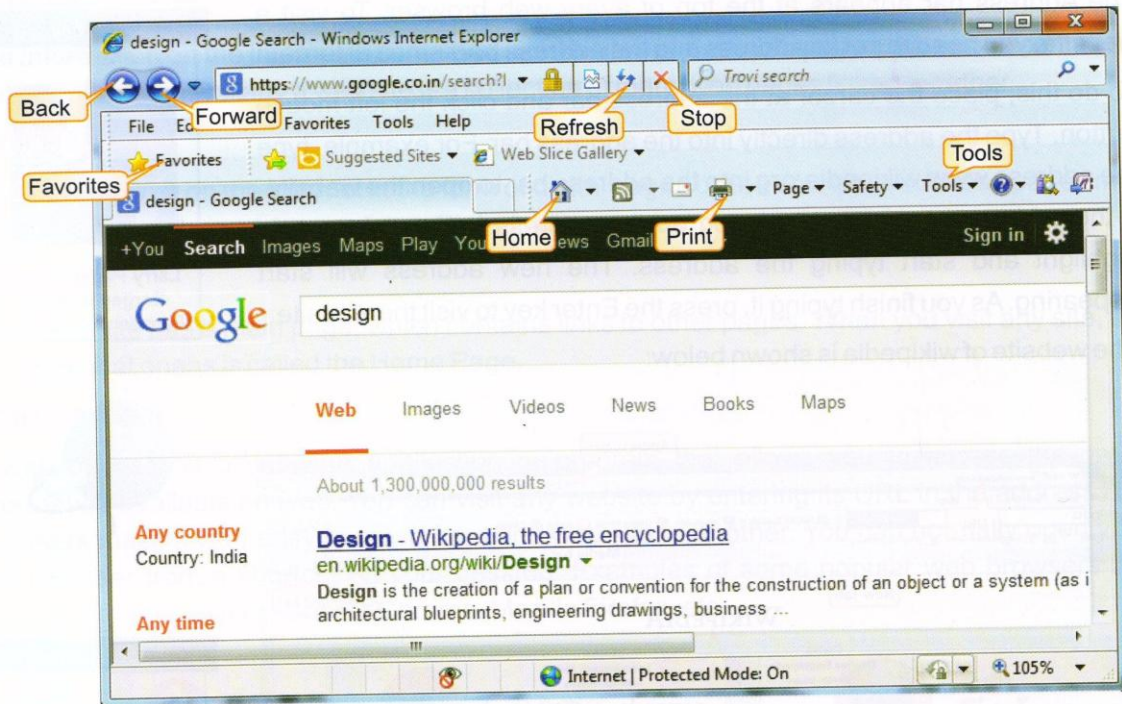










Fig. 1.2: Internet Explorer toolbar

-  **BACK:** Click the **Back** button to go back to a page you have already visited.
-  **FORWARD:** Clicking the **Forward** button will take you to the page you were on before you pressed the **Back** button. To view the next pages in serial order, click the **Forward** button.
-  **STOP:** Click the **Stop** button if a page is taking too long to open. This will stop the downloading of the page.
-  **HOME:** Click the **Home** button to go to the first page that appears each time you open your web browser.
-  **REFRESH:** Clicking this button will reload the most recent version of the current page.
-  **FAVORITES:** This option allows the user to store, display and organize the most frequently used web sites in the favorite list. It makes it easy for us to open them in the future.
-  **PRINT:** Select this button to print a copy of the web page you are viewing.
-  **TOOLS:** Clicking the **Tools** button will give you different options, like Fullscreen View, Toolbars, etc.



Points At a GLANCE

- ◆ Internet stands for International Network of computers. We can get information on any topic using Internet.
- ◆ Information available on the Internet is in the form of digital pages, which are called the web pages.
- ◆ A website is a collection of web pages.
- ◆ Web browser is a special program that allows the user to access information on the web.
- ◆ WWW refers to the collection of information on the Internet that can be accessed by people all over the world.
- ◆ Each Website is identified by its unique address, known as URL (Uniform Resource Locator).
- ◆ An ISP (Internet Service Provider) is a company, which offers you to use Internet in exchange of monthly fee.



A. Fill in the blanks:

1. A network is a collection of two or more computers connected to one another, so as to share
2. WWW stands for
3. A..... is a collection of web pages.
4. and are the two most popular web browsers.
5. The first page of any web site is known as

HINTS • Website • Home page • Google Chrome • World Wide Web
 • Internet Explorer • Information

B. State True or False:

1. A web site is a special program to access information.
2. Clicking the back button on the Internet Explorer window will take you back to a page you have already visited.
3. An ISP is a company that gives us access to the Internet for a fee.
4. The World Wide Web is not a part of the Internet.

C. Multiple Choice Questions:

1. is one of the most popular search engines and has been founded by Larry Page and Sergey Brin.
a. Yahoo b. Google c. Bing
2. is regarded as the founder of World Wide Web.
a. Larry Page b. Tim Berners-Lee c. Sergey Brin
3. is a special program to open websites.
a. WWW b. Web Browser c. Web Page

D. Answer the following:

1. What is Internet? Explain any two uses of Internet.

.....
.....

2. What is a browser? Name any browser.

.....
.....

3. Explain the following buttons on the toolbar of Internet Explorer:

(a) Favorites (b) Refresh

.....
.....

4. What is a Web page?

.....
.....

5. Explain the term URL.

.....
.....